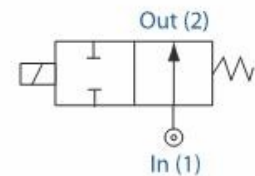


22 Series 2/2 Normally Open



Features & Benefits

- Zero Pressure Rated
- Ideal for In-Line System Service and Repair
- Choice of Valve Body Material and Seals
- Design accommodates for Exd and Exm options
- Direct acting
- Response time 5-25ms



Electrical Characteristics

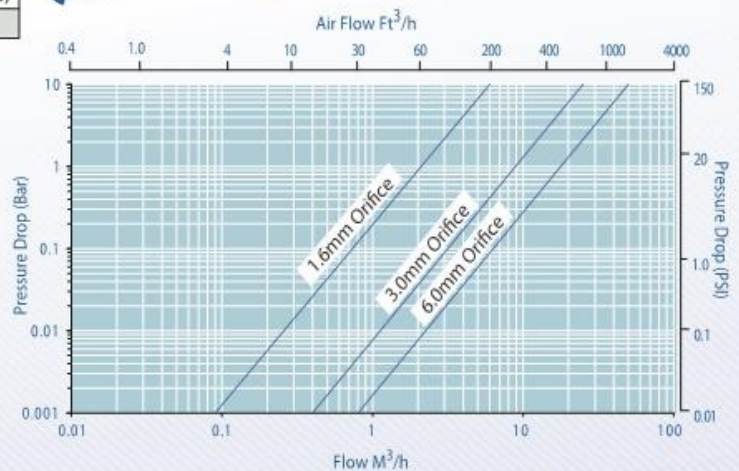
Coil Voltage DC (=):	12v, 24v, 110v
Coil Voltage AC 50Hz (~):	24v, 110v, 120v, 230v
Coil Voltage AC 60Hz (~):	24v, 110v, 120v, 220v
Voltage tolerance:	+10% or -10%
Duty Cycle:	100% ED
Protection Class (Std):	IP65 (BS EN 60529) (plug supplied as standard)
Electrical Connection (Std):	PG9 Din Connector DIN 43650/ISO 4400 (EN 175301-803) Form 'A'
Coil Insulation:	Class H (BS EN 60085) 180°C (E5 Type)
Power:	14.5 Watts, 19 VA

Features

Pipe Size	Qn	OPD (Bar)		P.Max Bar	Orifice mm	Cat No.
		AC Voltages	DC Voltages			
1/8"	34	0 - 20	0 - 20	50	1.6	22112115
1/8"	150	0 - 10	0 - 10	50	3.0	22132115
1/4"	34	0 - 20	0 - 20	50	1.6	22212115
1/4"	150	0 - 10	0 - 10	50	3.0	22232115
1/4"	300	0 - 1	0 - 1	50	6.0	22252115

Qn = Flow of air in litres/min @ 20°C. Input 6 bar Δp of 1 bar

Flow Data



How to use the Flow Chart

1. Select the required flow.
2. Note the corresponding orifices/model and pressure drop.
3. Using orifices/model, (refer to the Features panel) for technical information

Specifications

Function:	Normally Open, Energise to Close
Ambient Temperature:	-10°C to +50°C
Maximum Viscosity:	115 SSU
Body Material (Std):	Brass CZ122
Flange Tube:	Stainless Steel 303
Plunger and Top Stop:	Stainless Steel 430FR
Springs:	Stainless Steel 302
Seal Material (Std):	Nitrile (BunaN)
Connection Type (Std):	BS21
Shading Coil:	Copper

Morrel International S.r.l.

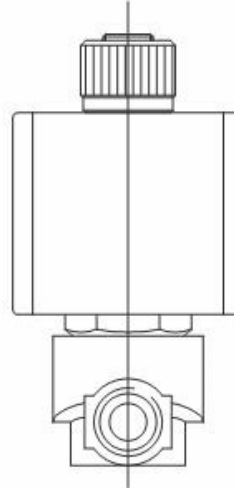
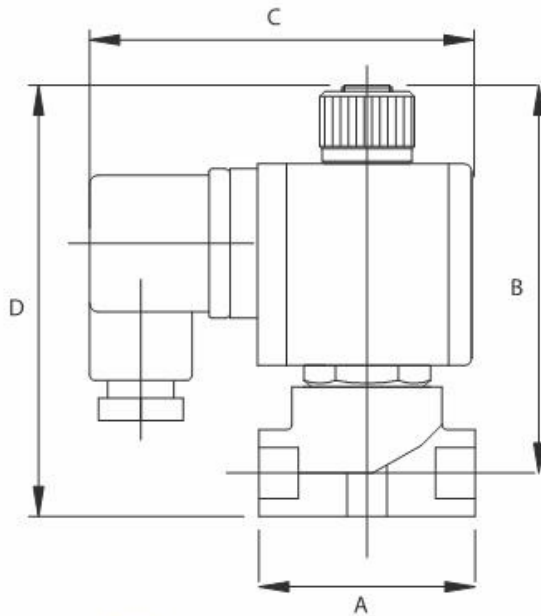
Tel. +39 023560433

Tel. +39 023560452

Fax +39 023562627

E-mail: morrel_int_srl@yahoo.it

22 Series 2/2 Normally Open



Solenoid Coil may be rotated to any angle.

Dimensions

Size	A	B	C	D	Weight (Kg)
1/8"	44	70	75	87	0.35
1/4"	44	70	75	87	0.35

Dimensions given in mm

Note:

- Tested in accordance with BS EN 12266-1
- PED Compliant

Options

Solenoid Enclosure		
Protection Class	Electrical Entry	Ambient
EExd T6 (IP67)	M20 X 1.5 Female	-50°C to +40°C
EExd T4 (IP67)	M20 X 1.5 Female	-50°C to +70°C
Exm T5 (IP65)	M16 X 1.5 Male FLYING LEAD	-20°C to +40°C

Body Material
Stainless Steel 316

Seal Material	Media Temperature Range
EPDM	-50°C to +120°C
Viton	-20°C to +150°C
PTFE	-200°C to +180°C

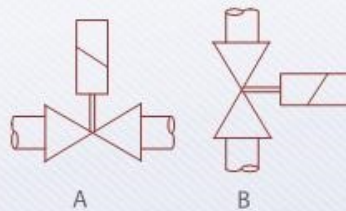
See solenoid enclosures for specific details

LED power indicator option

Mounting bracket option

See corrosion reference guide and sealing solutions for material compatibility

Mounting



Morrel International S.r.l.

Tel. +39 023560433

Tel. +39 023560452

Fax +39 023562627

E-mail: morrel_int_srl@yahoo.it